




Room Selection Guide



CONTACT RESIDENCE LIFE & HOUSING

Central Office: Seton 08B
Hillside Office: Thea Bowman 229B
Eastside Office: McAuley 300A
Campion Office: Campion 110
Newman Office: Newman Towers 110
Charleston/Gardens Office: Lange 32A

Phone: 410-617-5081
Email: Residencelife@loyola.edu
Instagram: [LoyolaResidenceLife](https://www.instagram.com/LoyolaResidenceLife)

A MESSAGE FROM RESIDENCE LIFE & HOUSING

Dear Students and Families,

As you begin to think about where you will live next year, we want you to know that there has never been a better time to live on campus at Loyola University Maryland. The University is committed to helping students develop the skills they need to succeed academically, professionally, and personally. Creating a welcoming, inclusive, positive living experience on campus is a big part of our commitment. All Residence Life staff understand the importance of a student's positive living experience. Recently, through department programming and one-on-one conversations, we have not only received student feedback but, as a result, have made changes that will ensure Loyola University housing feels more like a second home.

One of the most exciting parts of the year is choosing where you will live on campus. Residence Life also recognizes that this may be a stressful time. To make it easier, we have developed this Room Selection Guidebook to help you navigate the Room Selection Process.

Several housing options are available to returning students, which are highlighted in this guidebook. We encourage you to talk to your friends about where you want to live as soon as possible so that you can approach room selection with a plan and meet all deadlines.

We encourage you to explore what on-campus housing offers and enjoy the many benefits of living here. Please contact us if you have any questions about the housing selection process or living on campus.

CONTENTS

Contact Residence Life & Housing	2
Room Selection General Information	7
Why live on campus	7
General information	8
Room selection process	8
Communication	9
A quick overview	10
Dates and deadlines	
The Three Phases	
Phase one	13
Start your application	14
Update personal information	15
Residential Intent	16
Sign and submit a housing contract	17
Top ten things to know about the housing contract	18
Terms and conditions	19
Cancellation dates	19
Update roommate questionnaire	20
Renters Insurance	21
Choose meal plan	22
Substance free housing	23
Global connections	24
Phase Two	
Group formation information	27
Group member role	27
Create a group	28
Join a group	29
Reminders	30
Phase Three	
Room selection important reminders	32
Choose your unit	33
Assign beds	34
Confirm beds	35

Finding Roommates	
Search for roommates in RoomRez	38
Roommate search social	41
Questions to ask potential roommates	41
Find Your Space	
Our residence halls	43
Room Types	45
Accommodations for students with disabilities	46
Choose Your Meal Plan	
Meal plan options	48
Current Commuters or Living Off-Campus	
Living off-campus	51
Register your address	51
Off-campus conduct policies	51
Thinking about living off-campus	52
Frequently Asked Questions	
Frequently Asked Questions	55



Room Selection

GENERAL INFORMATION

WHY LIVE ON CAMPUS

1

Convenience

Why drive to class when you can walk?

2

Security

The residence halls and campus are secured and monitored 24/7.

3

Hassle-free living

Everything is included: no paying monthly bills or hiring maintenance contractors.

4

Better grades

Studies have shown that students who live on campus get better grades and are more likely to graduate in 4 years.

5

Friends

There is no easier way to meet friends than living on-campus with more than 3,000 residents.

GENERAL INFORMATION

Whether you are returning to Loyola as a rising sophomore, junior, or senior, we encourage you to choose Loyola's on-campus housing. Through our housing process, you will have the opportunity to select your roommates and your room.

ROOM SELECTION PROCESS

This guide was created to highlight important information regarding the room selection process. You can [visit the Residence Life & Housing website](#) for additional resources to help you navigate the room selection process. To be eligible to participate in room selection, students must complete the required steps.

COMMUNICATION

Residence Life will send room selection information to students via their Loyola email. Please check your email frequently for the latest updates and news.

**ALL STUDENTS MUST
COMPLETE
PHASE ONE OF THE
APPLICATION**

A QUICK OVERVIEW

WATCH AN INFORMATION SESSION

Residence Life has created a "[How to Participate in Room Selection](#)" overview to walk you through the process. In addition, several "how-to" videos throughout the application explain how to complete that page. Have a question after watching it? Join our live FAQ webinar. Registration for our webinar is on the Bridge.

PHASE ONE: PERSONAL INFORMATION

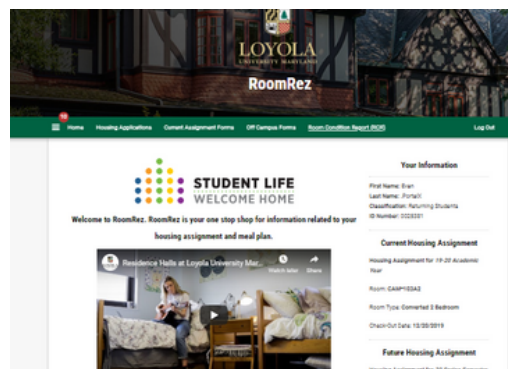
During this phase, you will submit all your personal information for the housing application.

PHASE TWO: GROUP FORMATION

During this phase, you will have the opportunity to create roommate groups. As a reminder, students must be in complete groups of 2, 4, 6, or 8 to choose a specific housing assignment.

PHASE THREE: ROOM SELECTION

During this phase, students in complete groups (i.e., fill an entire apartment/suite (unit)) will be given a lottery number and, based on space availability, will be able to choose their specific unit.



DATES & DEADLINES

FEBRUARY 1, 2024

New housing accommodation requests are due to Disability and Accessibility Services.

FEBRUARY 5, 2024

Phase one opens.

FEBRUARY 6, 2024

Room Selection FAQ Webinar - Register on the Bridge!

FEBRUARY 19, 2024

Phase one closes.

FEBRUARY 21, 2024

Phase two opens.



FEBRUARY 27, 2024 AND

MARCH 12, 2024

Roommate Socials

MARCH 14, 2024

Phase two closes.

APRIL 3, 2024

Lottery times emailed to Loyola email.

APRIL 12, 2024

Room selection for groups including rising seniors.

APRIL 16, 2024

Room selection for groups including rising juniors.

APRIL 18, 2024

Room Selection for groups including rising sophomores.

APRIL 26, 2024

Housing assignment confirmation and move-in information emailed to students.



*PLEASE NOTE, DATES SUBJECT TO CHANGE.

Questions about these deadlines?

contact Residence life at residencelife@loyola.edu

The Three Phases

OF ROOM SELECTION

The following section will walk you through the step-by-step process to complete each phase.

Phase One Instructions

All students not graduating in May must complete Phase One of the housing application. Please do so to avoid a registration hold and delaying your ability to register for Fall classes.

START YOUR APPLICATION

To start your housing application for the 2024-2025 academic year:

1. Log into Inside.Loyola.edu.
2. Click RoomRez under Around Campus.
3. Navigate to the RoomRez portal.
4. Click Applications on the navigation bar on the home page.
5. Click "Apply for the 2024-2025 Academic Year".

RoomRez

Home Housing Applications Room Condition Report (RCR) Log Out

STUDENT LIFE
WELCOME HOME

Welcome to RoomRez. RoomRez is your one stop shop for information related to your housing assignment and meal plan.

Residence Halls at Loyola University Mar... Watch later Share

Do you have a question or need assistance with the portal? Contact Student Life at StudentLife@loyola.edu or 410-617-5081

Your Information

First Name: Evan
Last Name: PortalX
Classification: Returning Students
ID Number: 0025381

Current Housing Assignment

Housing Assignment for 19-20 Academic Year

Room: CAM*103A2
Room Type: Converted 2 Bedroom
Check-Out Date: 12/20/2019

Future Housing Assignment

Housing Assignment for 20 Spring Semester

Room: NT*E802A1
Room Type: **Efficiency**
Check-In Date: 1/12/2020
Housing Assignment for 20-21 Academic Year

Please select which semester(s) you are applying for

Please select a semester or academic year below to start or continue with your application.

20-21 Academic Year Application

(8/30/2020 - 5/7/2021)

APPLY

UPDATE PERSONAL INFORMATION

The following three screens will ask you to verify and update your personal information, emergency contact, and missing person contact. Please follow the **instructions on each page** if you need to update that information.

Personal Information

Please review your personal information below. If changes are necessary, please contact the [Records Office](#) to complete a Change of Name/Address Form. You are unable to make the changes on this application. However, once you submit your updated information to the Records Office, your application will update. The **only** changes you can make here are: preferred name, pronouns, mobile phone number, and mobile phone carrier.

Last Name

.PortalX

First Name

.Helen

Emergency Contact

A condition of being a Loyola University Maryland student is providing the university with updated emergency contact information each year so that in the event of an emergency we can contact your family/ designated contact.

Primary Emergency Contact Information

Contact Name

<empty> ⓘ

Relationship

⌵ ⓘ

Missing Person Contact

According to the Higher Education Act of 2008, Loyola University Maryland is required to collect contact information for an individual who we would contact in the case that you are missing. This individual can be one of your emergency contacts, or a separate individual. To view the missing person policy please view the [Community Standards handbook](#).

Contact Name

<empty> ⓘ

Relationship

⌵ ⓘ



To continue through the application, click "Save & Continue" at the bottom of the page.

SAVE & CONTINUE

RESIDENTIAL INTENT

All students are required to declare their residential intent. Depending on your answer, you will be directed to the appropriate page. **Remember, this is for the FALL semester**, not the entire academic year.


All Loyola University Maryland students are required to complete this form to inform the university of their living arrangements for the following academic year. By completing this form, we understand what kind of communication we need to send you in the future.

To learn more about the Intent to Return form, please visit the [Returning Student Housing Selection](#) webpage.

Intent to Live On-Campus

 ⓘ

Do NOT intend to live on campus for the Fall



Do INTEND to live on campus in the Fall



I am transferring and will not return to Loyola in the Fall



If you choose "Do NOT intend to live on campus" you will be taken to a page to answer the "living-off campus" questions and finally, a page to choose a meal plan. This is the end of your application.

If you choose "Intend to live on campus", you will continue the housing application.

If you choose "I am transferring and will not return to Loyola in the Fall" you will be taken to a confirmation page. This is the end of your application.

SAVE & CONTINUE

SIGN AND SUBMIT HOUSING CONTRACT

Before continuing through the application, all students must sign and agree to the housing contract terms and conditions.

Information about canceling your contract can be found on page: **53.**

Once you have read the contract:

- Print or download a copy of the contract.
- Enter your seven-digit Student ID number to confirm you agree.
- Click Save and Continue.

*Special Note

- If approved to cancel your housing, a cancellation fee may apply.
- This is a binding agreement. Do not sign another agreement until you are released.

Contract

Please read the contract in its entirety

Reminder that this legally-binding contract is for the entire academic year and goes into affect once signed.

2019-2020 RESIDENCE CONTRACT
LOYOLA UNIVERSITY MARYLAND
THE OFFICE OF STUDENT LIFE

- PARTIES**
 - This Contract is made between the student or prospective student and (if student is under 18 years of age) his/her parent, guardian or guarantor (hereafter referred to collectively as Student), and Loyola University Maryland, Inc. (the University).
- DURATION AND BINDING NATURE OF THE CONTRACT**
 - This Contract will be deemed binding on both parties when the completed and signed (or digitally agreed upon) document is returned to the Loyola University Office of Student Life (Office of Student Life) by the Student, and is approved and executed by the Office of Student Life. This Contract is not a residential lease.
 - CONTRACT PERIOD.** Except as otherwise agreed upon in a writing signed by both Parties, the term of this Contract shall be the entire academic year set forth in the title of this Contract. First year students may move into their residence the Thursday before classes begin in the fall. All other students may move into their residence on the Sunday before classes begin in the fall. All students must completely check out of their space by the earlier of noon the day after their last scheduled examination or noon on the day the residences close, except that graduating seniors who have spring housing will be permitted to stay in residence until 8:00pm the day of commencement.
 - BREAK PERIODS.** Residences are closed during break periods (Thanksgiving Break, Christmas/Semester Break, Spring Break, and Easter Break).
 - DATES.** Applicable dates for this Contract Period (such as when students may move-in, when the residences close, and when break periods occur), may be found on the Loyola University Maryland Office of Student Life website within the Housing Process section.
 - EARLY ARRIVALS.** Requests for early arrivals are discouraged, unless extenuating circumstances necessitate additional move-in time or the student is a part of an approved university program. Early arrivals must be approved by the Associate Director for Housing Operations or the Director of Student Life. An additional per day charge will be assessed for early occupancy.
 - CONTRACT EXTENSIONS.** Contract extensions may be granted upon approval by the Office of Student Life in response to a Student's written request that complies with the procedures established by the Office of Student Life and the Residence Hall Policies and Procedures in the Loyola University Community Standards handbook. The Student will be responsible for payment of additional fees that apply for such extensions.
- TERMS**
 - APPLICATION.** Students must submit a completed Housing Application to the Office of Student Life along with this Contract.

Enter your student number below to sign your contract.

ID Number

You must enter your 7 digit ID number. Please do not include the 0's unless you do not have 7 numbers. For example if your ID card says 001234567 only type in 1234567.

ID Number:



SAVE & CONTINUE

TOP TEN THINGS TO KNOW ABOUT THE HOUSING CONTRACT

- 1 You agree to live in housing for the entire Academic Year (August-May).
- 2 If your housing needs to change, you must request to cancel before June 1 to avoid penalties.
- 3 You must be registered for at least 12 credits by the start of the semester to move in and no later than the end of Add/Drop to remain in campus housing.
- 4 Students requesting accommodations for a disability must do so by February 1 after the deadline; accommodations will be provided based on space availability.
- 5 All students are required to have a meal plan.
- 6 The housing contract goes into effect once it is signed.
- 7 Students also agree to the Loyola University Community Standards by agreeing to the housing contract.
- 8 The University reserves the right to select the specific bedroom and building to be assigned to a student, assign other occupants to the unit, and move a student to another bedroom or unit at any time, at the University's sole and absolute discretion.
- 9 Students who need to remain on-campus during University break periods must agree to complete a housing break extension request. Additional fees may apply.
- 10 A copy of the housing contract is available on the Residence Life and Housing website and downloaded from the housing application.

TERMS AND CONDITIONS

The Terms and Conditions of the Housing Contract occur after students submit their signed contract. **Once signed, students enter into a legally binding agreement for the entire academic year.** We highly suggest that students and their families read the terms and conditions to understand our expectations fully. Copies of the contract are available for download in the housing application or on the Residence Life and Housing website.

CANCELLATION DATES

If you need to cancel your housing, please submit a request to Residence Life and Housing using the "Release from Housing Contract Request" form on the Residence Life and Housing website under forms. Be aware that submitting a request is not automatic approval. You will be notified via email once a decision is made. Loyola University highly recommends that you not sign a second agreement with an off-campus lease until you are officially notified of a decision.

When a contract Cancellation Request is **received by June 1 and approved**, the damage deposit will be credited to the Student's account. In that case, no cancellation fee will be assessed, and any housing room charges billed under this contract will be refunded.

When a contract Cancellation Request is **received between June 1 and August 1 and approved**, the damage deposit will be forfeited. In that case, no cancellation fee will be assessed, and any other housing room charges billed under the contract be refunded.

When a Contract Cancellation Request is **received after August 1 and approved**, the damage deposit will be forfeited. In that case, a \$300 cancellation fee will be assessed, and any other housing room charges billed under this contract be refunded.

UPDATE ROOMMATE QUESTIONNAIRE

All students must update their lifestyle/roommate questions. You should answer these honestly. Your answers will help Residence Life match you with an appropriate roommate if a vacancy becomes available in your room. You still have the option to form a roommate group.

Roommate Questionnaire

Below is a series of questions relating to living with a roommate. Your responses are used to help identify potential well-matched roommates. It's very important to be honest when answering the questions...and be sure you as the student are responding.

Sharing

When it comes to sharing...:

(Please Select) ▾

Academics

How important are academics to you?:

(Please Select) ▾

You can submit a brief bio about yourself for people to get to know you if you would like. The biography you write will be shown when searching for roommates on the "Group Formation" pages. You will also create a screen name to help potential roommates search for you.

If you are looking for a roommate, we suggest writing a bio. We encourage students to look for other students who submitted a bio and contact them.

Web Screen Name: Students must create a web screen name, or username, that can be given to other students when they are searching the database to add students to their roommate group. Make sure you provide this screen name to your group leader creating the roommate group.

Web Screen Name

<empty> ⓘ

Personal Bio Residents have the option to write a personal bio that will be displayed during the roommate search phase of housing selection. Your personal bio is an opportunity to share information about yourself and what you're looking for in your roommate experience. Below are a few suggestions for what you may want to include:

- Brief Bio-Where are you from? What is your major? Why did you choose to attend Loyola University?
- Personality-How would your friends and/or family describe you?
- Interests, hobbies and activities-What do you enjoy doing in your free time?
- Entertainment-What types of music do you like? Favorite TV shows and/or movies? Favorite authors/books?

The personal bio is optional. You can leave it blank or you can enter 3-5 sentences that can be viewed by others as they browse potential roommates. Your bio can also be viewed when you are matched with a roommate.

Personal Bio

<empty>

SAVE & CONTINUE

DECIDE ON RENTERS INSURANCE

All residents are expected to carry renters insurance. Loyola University has partnered with GradGuard Renters Insurance to offer affordable insurance plans. Some students may have coverage from a family member. Please discuss this with your family.

The **University assumes no liability** for bodily injury. The **University is not responsible for theft, loss, or damage to a student's personal property** and encourages all students to carry appropriate personal insurance.

Step 1: Read over the Grad Guard information page.

Step 2: Click continue to Step 2.

Step 3: Choose to “Start my Grad Guard Enrollment” or “Decline All Coverage.”

Step 4: Answer the Grad Guard questions.

Step 5: Click "Continue" to resume the housing application.

You will be given a "Decline" or "Success" message depending on your response. Click "Save and Continue."



SAVE & CONTINUE

CHOOSE MEAL PLAN

All residents are required to participate in the University meal plan program. To learn more about the meal plans, visit www.loyola.edu/dining or visit page 46. When choosing your meal plan, **you will only be shown** the meal plans you are eligible for.

You will choose your meal plan for both the Fall and Spring semesters. Students can change their meal plan for the Spring towards the end of the Fall semester.

Fall 2020 (20-21 Academic Year):

 ▼ ⓘ

Spring 2021 (20-21 Academic Year):

 ▼ ⓘ

Looking for a meal plan not shown?
Contact Residence Life and Housing at
residencelife@loyola.edu

SAVE & CONTINUE

SUBSTANCE FREE HOUSING

Our Substance Free Community offers a space for those students who genuinely desire to live in an environment where all residents and their guests agree to keep the area free of alcohol, drugs, and nicotine products. Residents agree to create an environment where they respect one another and have healthy lifestyles.

Just so you know, to create roommate groups and search for roommates, **everyone must have the same answer** to this question and sign the substance-free agreement.

Substance Free Housing is in Seton Court, and **students requesting to live in Substance Free housing will not participate in Phase 3 (room selection).**

Residence Life & Housing will:

- **Assign you and your roommate group to housing**
- **Add to your group to fill an apartment**

Substance Free Housing

The Office of Student Life strives to support the healthy and holistic development of all students. Open to Sophomores, Juniors, and Seniors, the Substance Free Community offers a space for those students who genuinely desire to live in an environment where all residents and their guests agree to keep the area free of all alcohol, drugs, and tobacco products. Residents agree to create an environment in which they are respectful of one another and, as a result, foster a living atmosphere that is respectful of healthy lifestyles.

All applicants will need to sign the substance free housing agreement. Please note, all Substance Free Housing is in Seton Court and depending on your roommate group size other students may be added to your group to fill an apartment.

[Substance Free Housing Contract](#)

Roommate Group Search

When searching for roommates you will **only be shown** residents who select the same answer as you. If you are looking to create a roommate group for substance free housing everyone must select "yes" below.

Interested in living in substance free?

(Please Select)

SAVE & CONTINUE

GLOBAL CONNECTIONS HOUSING

This housing option is available to rising sophomores, juniors, and seniors in groups of 3 or 5 interested in living with an international exchange student for the 2024-2025 academic year. It is a great way to expand your knowledge of the world while sharing your culture with a new member of our Loyola community.

To be considered, all interested roommate groups should complete the application below as part of Phase 1. All roommates must agree to participate in the program and answer the questions. If a member of your roommate group selects "No," your group will not be accepted. Once accepted, roommate groups of 3 or 5 residents will be considered "Complete." They will proceed with the standard housing process (receiving a lottery time and selecting any room available during their room selection time.) A Residence Life staff member will reach out to you if your group isn't selected.

All students must select "Yes" or "No" to continue with the application.

Participate in Global Connection?

 ⓘ

Why are you interested in participating in this program? What is one goal you would like to achieve as a result of participating in this housing option?

Identify and elaborate on an experience you have had that makes you a good candidate for the Global Connections program.

SAVE & CONTINUE

PHASE ONE: COMPLETE

Once you are at the "Group Formation: Hold Page," you have successfully finished Phase One of the housing application. Once Phase Two opens, you will be taken directly to the Group Formation pages.



Phase 2 will open on February 21, 2024.

Phase Two Instructions

All students must be in a complete roommate group.

GROUP FORMATION INFORMATION

All students must complete Phase Two by being a member of a "complete group." To select a specific unit, you must be part of a complete group of 2, 4, 6, or 8 that fills all beds in that entire unit. In other words, the number of students in a group must match the number of available beds in the unit you are attempting to select.

GROUP MEMBER ROLES

The Group Leader

Name the group

Something simple, appropriate, and easy to remember. Please remember that Residence Life will see your group name.

Add everyone to the group:

Add group members by searching for each student. Students already assigned to a room or in another group cannot be added to your group.

Verify the group:

If this is not done, you will not be able to select as a group.

Select beds for the group:

During the group leader's time slot, they will select the beds and rooms for each group member. Groups must fill all the beds in the unit.

Group Members

Verify your membership:

Ensure you have been added to a group by logging into your housing application and checking your membership. You can add yourself to a group by searching for the group name and entering the password. You cannot be in more than one group at a time.

Confirm your assignment:

Once the Group Leader has reserved your room, log into your application to view your assignment.

CREATE A GROUP

Decide as a group who will be the group leader to create the group.

Step 1: Click "Create Group."

Step 2: On the "Roommate Group Create page," choose a Group Name and Password for your group, following the rules for password creation.


Step 3: Click "Save Group."

Roommate Groups

Not In a Group

You are not a member of any roommate groups.

[CREATE GROUP](#)



Roommate Group Details

Group Name:

Password:

Confirm Password:

- ✗ 8 characters long
- ✗ Lowercase characters
- ✗ Uppercase characters
- ✗ Numeric characters
- ✗ Symbol characters

[GO BACK](#)

[SAVE GROUP](#)

You will receive an email confirming the creation of your roommate group. Share the group name and password with your roommates so they can join your group.

JOIN A GROUP

Once your group leader has created the group:

Step 1: Click "Join Group."

Step 2: On the "Roommate Group Join Page," input your group's Group Name and Password.

Step 3: Click "Join Group."


Roommate Groups

Not In a Group

You are not a member of any roommate groups.

[CREATE GROUP](#)

[Join Group](#)
[Search For Roommate Group](#)
[Search for Roommates by Details](#)
[Search for Roommates by Profiles](#)
[Suggest Roommates](#)



Roommate Group Join

Group Name:

Password:

[GO BACK](#)

[JOIN GROUP](#)



You will receive an email confirming that you have joined the group. Click "Save & Continue."

PHASE TWO: COMPLETE

Once you land on the "Room Selection Hold page," you have completed Phase Two. Every student should be a member of a complete roommate group. Only the group leader can access the "Room Selection pages" of Phase Three. All other students will be taken to a booking summary page.

REMINDERS

- Only verified groups can select together. Every time someone joins or leaves the group, it must be re-verified.
- ★ Only students who complete Phase One of their housing application may be added to your group. Students who have not signed their housing contract will not show in the search or have access to join a group.
- Students who said "Yes" to Substance Free Housing can only be added to groups where everyone else selected "Yes."
- Students may join a group with any returning student of any class who can live on campus.
- You must be in a group of 2, 4, 6, or 8 to choose a specific unit.
- You will receive email updates as your group changes.
- If your group leader needs to be changed due to a conflict and is unavailable to select housing at their lottery time, please contact Residence Life and Housing.

Looking for roommates? Visit page 38 to learn how to use the roommate search feature!

Phase Three Instructions

Only the roommate group leader can assign your group to housing.

ROOM SELECTION IMPORTANT REMINDERS

- Rising sophomores, juniors, and seniors may only select on the day of their time slot. When you log back into your housing application, you should be taken directly to the "Room Selection" pages. You will be taken to a holding page if you log in before your assigned time.
- Only the group leader can log in to choose your unit.
- Group members who log in will be taken to a "Booking Summary" page and will not access the "Room Selection" pages.
- The group leader has **15 minutes** from their assigned time to select a room.
- Please keep in mind that every 15 minutes, a new set of groups will have access to the room selection portal. It is to your advantage to choose your unit and confirm your assignment as quickly as possible.
- If you select a room but want to continue looking for additional options, your original room will be held for you while searching for a new space. However, you can only keep one unit at a time.
- If any person in your group cancels or changes their application, the entire group will be affected.
- You will need to choose all bedrooms associated with that unit.

Residence Life and Housing staff will be available during your time slot. Please contact us if you have questions!
410-617-5081

CHOOSE YOUR UNIT

The room selection portal will show available spaces at your selection time; however, **you can only select a unit that matches your roommate group size.**

Step 1: Choose a building. This page will show only buildings with units that match the size of your roommate group. Once you select a building, you can search for other buildings on the next page.

Choose a Building

Staying between 8/30/2020 and 5/7/2021 for Term: 20-21 Academic Year Application

The screenshot shows three building selection cards. Each card features a photograph of the building, its name, an acronym, and a green 'SELECT' button. The first card is for 'Ahern North' (AHN), the second for 'Ahern South' (AHS), and the third for 'Aquinas Hall' (AQU). A large red arrow with diagonal stripes points to the 'SELECT' button on the Aquinas Hall card.

Step 2: Select the unit you want and click "Add to Cart." Be sure to read the instructions on the page to learn about the different room types. Be sure to look at the **Room Capacity number**. If you want more options, change your "Location" on the left-hand side.

Room Types

- 1 Bedroom
- 2 Bedroom
- 2 Room Suite
- 2C
- 2D
- 3 Bedroom
- 4 Bedroom

Locations

- Ahern North
- Ahern South
- Aquinas Hall
- Avila Hall
- Bellarmine Hall
- Campion Tower
- Claver Hall

Floors

Staying between 8/30/2020 and 5/7/2021 for Term: 20-21 Academic Year Application

The screenshot displays three room selection cards. Each card shows a bed icon, a unit ID (MC00*00CA, MC00*00CB, MC00*00DA), the floor (2), room capacity (2), the location (McAuley Hall, LOYOLA University), a 'Show Room Info' link, and a green 'ADD TO CART' button. A large red arrow with diagonal stripes points to the 'ADD TO CART' button on the rightmost card (MC00*00DA).

ASSIGN BEDS

Once you add a room to your cart, you will be asked to assign each member of your roommate group to bed space.

Step 1: Click the "Select Bed" drop-down menu and assign the specific bed space you want someone to occupy.


Step 2: Select the next roommate from the drop-down menu and assign them a bed space.

Step 3: Continue until everyone is assigned a bed space.

Step 4: Click Assign Beds.


Assign Beds

My Room



marcia
Age: 0
Gender: Female

MC00*00CA1

A large red arrow with diagonal hatching, pointing downwards towards the dropdown menu.

My Roommates

Below are your current roommates. You can assign beds to all of them.

[Redacted Name]
Age: 22
Gender: Female

MC00*00CA2

[Redacted Name]
Age: 21
Gender: Female

MC00*00CB1

CONFIRM BEDS

On this page, you will confirm that this is the bed space you (and your group) want to reserve for the next academic year. You will not be able to adjust your room once you click "Save and Continue."

This is your final opportunity to click the back button and change your selection. If you are satisfied with your choices, click "Save and Continue". Everyone in your group will receive a confirmation email of their assignment.

MC00*00CA, MC00*00C, McAuley Hall

1. MC00*00CA1: [REDACTED]
2. MC00*00CA2: [REDACTED]

MC00*00CB, MC00*00C, McAuley Hall

1. MC00*00CB1: [REDACTED]
 2. MC00*00CB2: [REDACTED]
-

This is the final step of the Housing Selection application; it is a recap of your application. Once you click "Confirm and Finish," your application is officially complete.


Thank You

Thank you for completing your housing application for the upcoming academic year. You can see your housing assignment below. At this time, you should not need to access your housing application again. If you need changes to your housing assignment please contact Student Life at studentlife@loyola.edu

Application Summary

You started your application for 20-21 Academic Year Application on 12/18/2019, have a room reservation for **MC00*00CA1**, and have signed the contract as of 12/18/2019. You have not paid the deposit, and have not paid the application fee. The status of your application is **Deposit Received- Contract Signed**.

CONFIRM & FINISH





Finding Roommates

Finding a roommate can be one of the most exciting parts of the housing process. At Loyola University, we pride ourselves on offering tools to help you succeed, and we understand that finding a compatible roommate is crucial to your residential experience.



ROOMMATE GROUPS IN ROOMREZ

When you access the Roommate Groups portal on RoomRez, you have a variety of ways to search for potential roommates and groups.

Roommate Groups

Not In a Group


You are not a member of any roommate groups.

CREATE GROUP

Join Group
Search For Roommate Group
Search for Roommates by Details
Search for Roommates by Profiles
Suggest Roommates

The following options can help you find roommates:

- Search for Roommate Group
- Search for Roommates by Detail
- Search for Roommates by Profile
- Suggest Roommates



SEARCH FOR ROOMMATE GROUP

Roommate Group Search

Desired Group Size

 to

Include Unlimited Size

Group Name

Member Name

Mandatory Room Profile Types

Search for Roommate Group allows you to search based on group size or groups with specific people.

The search will only show groups that are not complete and not verified. Once verified, a group will no longer show.

SEARCH FOR ROOMMATES BY DETAILS

Roommate Search By Details

Screen Name:

Age:

Reunion Year:

Description:

Exclude results that cannot be added or joined

MANAGE GROUP

SEARCH

Search for Roommates by Details allows you to search for a roommate by username, age, or reunion year (graduating year). You can also search keywords from their bio, such as "sports."

SEARCH FOR ROOMMATE BY PROFILE

Roommate Search By Profiles

Sharing

When it comes to sharing...:

Academics

How important are academics to you?:

Noise

What noise level do you prefer while sleeping?:

What noise level do you prefer while studying?:

Search for Roommates by Profile allows you to search for a roommate based on answers to the Roommate Questionnaire.

Please note that the more questions you select, the harder it will be to find compatible roommates.

We suggest selecting 1-2 questions most important to you.

You also may see questions not relevant to you; leave them with "any."

SUGGEST ROOMMATES

Suggested roommates will provide a list of roommates who answered their Roommate Questionnaire the same way you did, with a percentage ratio of matching answers.

Suggested Roommates

[MANAGE GROUP](#)

[Join Group](#)
[Search For Roommate Group](#)
[Search for Roommates by Details](#)
[Search for Roommates by Profiles](#)

Matty Brown
Age: 22
Classification: Returning Students
Gender: Male
Description: From DE, WR/CM major/minor, chose LUM to get away from home but still be somewhat close. I am a fun, cool, person lol. I like music, theater, and hanging with friends.

54% Match

[ADD TO GROUP](#)
[SEND MESSAGE](#)
[VIEW PROFILE](#)

If you cannot find a person, it may be because 1) they did not submit their application, 2) they are already part of a group, or 3) they have already assigned to housing.

ROOMMATE SOCIALS

Are you unsure of whom you will live with next year? If so, join Residence Life and Housing for a roommate mixer to meet others looking for future roommates!

When: Tuesday, February 27 and Tuesday, March 12

Where: McGuire Hall, 2nd Floor, Student Center

When: 6-9 PM

Additional details will be on the Bridge.

QUESTIONS TO ASK A POTENTIAL ROOMMATE

- Do you consider yourself to be a morning person or a night owl?
- Do you need complete darkness to sleep?
- What are you open to sharing? What are you not willing to share?
- How clean does the space need to be for you to feel comfortable?
- How do you feel about guests?
- Do you plan to go home during the weekends?
- How do you prefer to study?
- If we have a disagreement, what approach do you feel is best for working through it?
- What are your thoughts on alcohol?
- How do you feel about having guests over?
- What are your pet peeves?
- Do you take showers in the morning or night?

Find Your Space

In the heart of the community, being on campus is one of the most exciting parts of moving away to college. Loyola has many cultural, recreational, social, and academic growth opportunities. Visit the Loyola University Residence Life and Housing website to learn more about our residence halls.

OUR RESIDENCE HALLS

Residence Hall	2 Person Units	4 Person Units	6 Person Units	8 Person Units
Ahern	✓	✓		
Aquinas	✓	✓		
McAuley		✓		
Rahner Village		✓		
Avila, Bellarmine, Claver, Dorothy Day			✓	
Seton Court		✓	✓	
Southwell		✓		
Lange Court		✓	✓	✓
Campion Tower		✓	✓	
Newman Towers	✓	✓	✓	✓

Make sure to read over the Room Types and Buildings Information Sheet to learn more about the specifics of each building.

A confirmed list of rooms available for room selection will be communicated before each selection date.



ROOM TYPES

The type of rooms available across campus is listed below. When selecting your room online, please check the room type before confirming your choice.

- An efficiency apartment houses 2 people
- A 1-bedroom apartment houses 2 people
- A 2-bedroom apartment houses 4 people
- A 2-room suite houses 4 people and has 2 bedrooms, 1 bathroom, and small dining space.
 - **There is no living/ common room in a suite.**
- A 3-bedroom apartment houses 6 people
- A 4-bedroom apartment houses 8 people

All apartments have a living room, dining room, and 1-2 bathrooms.



ACCOMMODATIONS FOR STUDENTS WITH DISABILITIES

Loyola University Maryland and Residence Life and Housing recognize the importance of providing reasonable accommodations for students with disabilities to access campus housing and fully participate in the residential experience. To be considered for accommodation, contact the Office of Disability and Accessibility Services at 410-617-2750 or DAS@loyola.edu. **The deadline for new accommodation requests is February 1. Visit the DAS site to learn more about the accommodation process.**

Do you already have accommodations? Please do not forget to respond to DAS and confirm your continued need by the deadline in the email.

Choose Your Meal Plan

All students living on campus are required to participate in a meal plan. We offer weekly plans and full-semester plans.

MEAL PLAN OPTIONS

Meal Plan	First-Year	Sophomore	Junior	Senior
Greyhound Weekly 19	✓	✓	✓	✓
Evergreen Weekly 14	✓	✓	✓	✓
9 Daily Diner Plan			✓	✓
275 Block	✓	✓	✓	✓
225 Block	✓	✓	✓	✓
150 Block	✓	✓	✓	✓
125 Block			✓	✓
Junior Points Plan			✓	✓
Senior Points Plan				✓



Weekly Plans include a designated number of idealMEAL swipes that reset every Saturday night into Sunday morning throughout the semester.

Semester Block Plans offer a set number of idealMEAL swipes per semester and allow you to use your meals anytime.

Visit Loyola.edu/Dining to learn more about individual meal plans.

Current Commuters or Considering Living Off Campus

Want to live closer to campus? Residence Life and Housing is excited to welcome commuters or off-campus students who wish to become residents! Any student wishing to live on campus with their friends may go through the same housing selection process as current residents.

LIVING OFF-CAMPUS

All students are required to complete Phase 1 of the application. If you plan to live off-campus, you will be required to:

- Confirm your personal information
- Update your Emergency Contact Information
- Update your Missing Person Contact
- Complete your Intent To Live On-Campus
- Complete the Living Off-Campus page

REGISTER YOUR ADDRESS

Undergraduate students planning to live off-campus must register their local address before starting classes. The address collection process takes place over the summer, and all students without on-campus housing will receive information via email regarding this process.

OFF-CAMPUS CONDUCT POLICIES

The Community Standards still apply to students when not on Loyola's campus. Further, Loyola has a specific set of standards for off-campus students. Information about off-campus policies and expectations can be found in the off-campus policies section in the Community Standards.

Contact Student Conduct with any questions regarding living off-campus!

THINKING ABOUT LIVING OFF-CAMPUS?

In many cases, living on-campus in a residence hall is more affordable than living off-campus in an apartment or rental home. The cost of living on-campus includes utilities such as

- electricity
- gas
- water
- air conditioning
- heating
- Wi-Fi
- cable

You will have to pay for these in addition to your rent in most houses and apartments. Most homes and some apartments don't come furnished; that's another expense. Living on-campus also means you don't need a car and, therefore, won't incur gas and parking expenses. Plus, living on-campus allows you to walk to your classes in minutes. Most importantly, University housing provides 24/7 security, while many off-campus options do not.

HOW DOES LIVING OFF-CAMPUS AFFECT FINANCIAL AID?

Your award considers whether you will be living on-campus or commuting based on the information provided to Residence Life and Housing and your FAFSA. Your award indicates your housing status; if your housing plans change, you must notify Financial Aid at financialaid@loyola.edu, as it may impact your aid.

OFF-CAMPUS POLICIES & GUIDELINES

There are policies, guidelines, and expectations, including the Neighborhood Agreement and Community Standards, that shape your off-campus experience. Loyola has an agreement with the North Baltimore Neighborhood Coalition, which includes neighborhoods contiguous to the Evergreen campus. It states **we will restrict our students from living and parking in those neighborhoods**. Visit the [Off-Campus Conduct page](#) to learn more.

THINGS TO CONSIDER WHEN LIVING OFF-CAMPUS

- You may feel disconnected from campus life. You likely will have fewer friends residing around the corner or down the hall and need to plan more intentionally to attend and participate in campus events.
- You need to research the property management company and surrounding area.
- Apartment complexes may not be as flexible as the university regarding payment and working with student loan options.
- You need to build time for travel and find parking when planning your day.
- You have to stay more conscious of gas and electric usage; you will pay these utilities monthly.

QUESTIONS TO ASK YOURSELF ABOUT LIVING OFF-CAMPUS

- What is my budget? What can I afford? What about a deposit? How much are utilities?
- What do I know about the area?
- Do I have to purchase furniture? What will I do with it after this year?
- What amenities are priorities, and are they in my budget?
- How will this affect my financial aid and Loyola University bill?

Frequently Asked Questions

If you have a question not listed, please contact us
at residencelife@loyola.edu or 410-617-5081

HOUSING SELECTION FAQ

See additional Housing Selection FAQ's on the Residence Life and Housing website.

How are the housing selection days assigned?

Housing selection days are determined by looking at all group members' current reunion years. You will be assigned the selection day of the highest class year in your group. If you believe you were given the wrong selection day, please contact Residence Life and Housing as soon as you receive your date and time.

If I am returning from a Leave of Absence where do I fall in the housing process?

Students on a leave of absence but plan to return to Loyola for the Fall may participate in the housing selection process. If you do not participate in room selection, please contact Residence Life and Housing once you are cleared to return to discuss next steps.

Should I go through housing selection if I am applying to be a Resident Assistant?

Yes! All students are required to complete Phase One of the housing application. Those hired for the upcoming academic year will be given instructions on completing your application. Employment decision letters should be available before Phase Two.

What if I want to change my housing assignment after I have already been assigned?

If you have concerns about your housing assignment, please don't hesitate to contact Residence Life and Housing.

What if a vacancy becomes available in my unit after selection?

Residence Life and Housing will use the Roommate Questionnaire to place a compatible roommate in the vacancy. If you have questions about your vacancy, please contact Residence Life and Housing.

What if I am a current resident and want to live with an incoming freshman or transfer?

Returning students are unable to live with incoming first-year students. If you are interested in living with an incoming transfer, please contact Residence Life and Housing to discuss possibilities. The incoming transfer must have applied to Loyola before the Phase 2 deadline.

HOUSING SELECTION FAQ

Can I preference a single room?

Loyola only provides singles to those with approved accommodations. There are limited units with three bedrooms, where one may be a single. Those are available during the room selection and cannot be reserved in advance.

What if I am the group leader and unavailable during my lottery time?

Only one person in your group is needed to select your specific housing. You can change your group leader by contacting Residence Life and Housing.

How does housing selection work if I am currently abroad?

Students currently studying abroad will complete the same process as students currently at Loyola. Because the process is completed electronically, you can access all forms. Please pay attention to deadlines as they are for local time in Baltimore.

What if I am unsure if I want to live on campus next year?

Please contact Residence Life and Housing to discuss possible options. Students are encouraged not to sign the housing contract if they are not 100% committed to living on campus. Students can complete phase 1 as living off-campus and then later request on-campus; students will be assigned housing based on availability.

What if I am studying abroad next Spring semester?

Students studying on the Evergreen campus for the entire academic year or Fall semester must participate in this process. If you are confirmed studying abroad in the Spring semester, Residence Life and Housing will cancel your spring housing assignment with no penalties.

What if the friend I want to live with is abroad in the Fall?

Residence Life and Housing cannot hold any bed spaces for students not studying on the Evergreen campus during the Fall semester. We recommend including someone in your roommate group planning to study abroad in the Spring. This way, the two students can switch for the Spring semester.

