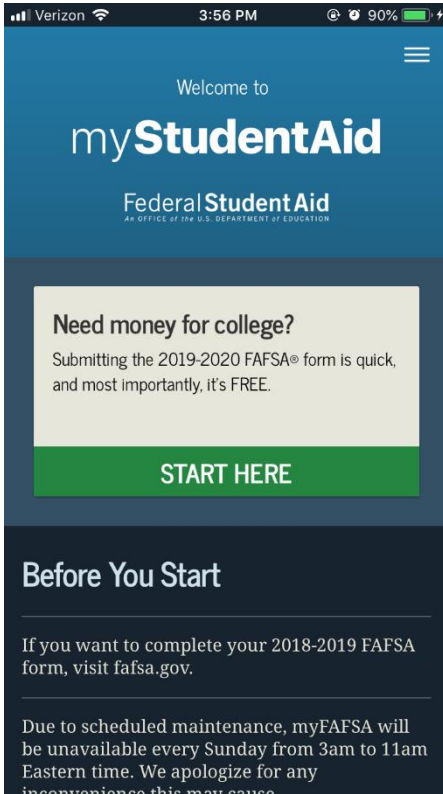


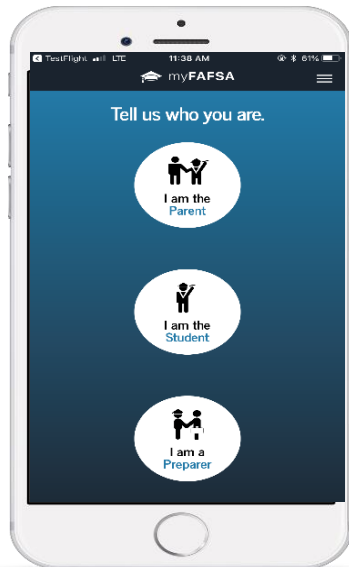
# The FAFSA Mobile App is Here!

What you need to know:

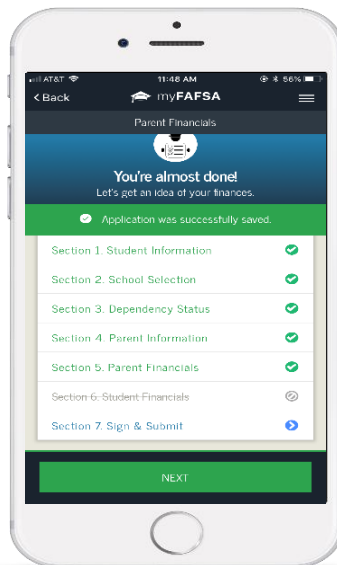
- You can download the myStudentAid app from either the Android or Apple app store.
- Only the 2019-20 FAFSA is available on the app.
- The app DOES have IRS DRT functionality for those who meet the criteria. The DRT is functional but not formatted for mobile use.
- The app DOES allow users to file a renewal application and/or add colleges. It DOES NOT allow you to make corrections or print a Student Aid Report.
- Students and parents need an FSA ID to use the app.
- You can start the FAFSA on the app or a computer and finish it on a different device with the FSA ID and save key.
- The FAFSA.gov website is now mobile-optimized and mirrors the look, feel, and functionality of the app.
- Students, parents, and access advisers need to pay particular attention to the signature process when multiple signatures are required.



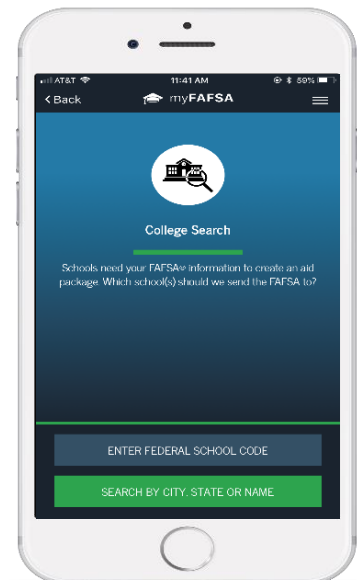
## Sample screenshots of the myStudentAid app:



Identify who is entering info



Monitor completion milestones



Pick your colleges